

## The Counter

This is and remains the eye-catcher of your library. You welcome your users here and also say goodbye. In future library concepts, too, the counter will play a central role. A counter has high functional, ergonomic and design demands and thereby underlines the statement of a modern workbench in the information age: this is a place from people for people.

Our new System Counter INFORM is informative: not only through friendly personnel, but also with the help of integrated presentation modules. Folder cabinets enable an organized presentation of event tips, presentation cabinets show new acquisitions.

INFORM is on form: its modular construction allows a very individual adaptation to functional and design requirements, as well as to architectural conditions. You will be able to reconstruct and add on, today and in years to come. You may sit or stand, can electrically adjust your ideal working height, and can book via RFID.

INFORM is fit for a new generation of service-oriented libraries.



## System Counter INFORM



INFORM is a modular piece of furniture. Straight and rounded elements can be used as single counters or may be randomly combined. The special design of the table tops and side walls create a continuous surrounding frame which unites the single elements into an expressive optical unit. You can combine modules in seating height (740 mm) and standing height (1000 mm). Elements with electro-engine provide continuous height-adjustment.

Table tops 800 mm deep and 40 mm thick as well as side walls frame the back-leaning wooden fronts with closed base boards. Alternatively, there are wooden fronts with bag trays available or acrylic glass fronts with indirect light upon request. Stability is gained under the counter by reset metal feet with special consideration of the required legroom.

Your individual scope of design and functional requirements is well supported by accessory options such as counter screens, counter top parts, bag trays, cabinet and presentation modules, office containers, computer consoles, cable channels and monitor arms.

Counter working tops, side walls and fronts from wood, veneered/plastic coated. **1 2 3**  
Base boards height-adjustable in the middle, wood with stainless steel appearance, reset metal feet, lacquered. ●



## Rectangular Counter

INFORM's rectangular modules form the basis for a straight design. A single counter itself is already an ideal solution for small rooms. Our rectangular counter can be combined with corner counter, circle segment counter, advisory counter, lift counter and the complete accessory programme. Combining different heights for seating and standing is possible with our step counter from page 11.



Order No.	Seating 740 mm	Standing 1000 mm	
<b>Basic counter</b>	B 6000 A[.]F IN	B 6000 A[.]9 IN	[.] Width
<b>Middle counter</b>	B 6000 M[.]F IN	B 6000 M[.]9 IN	A- 600 mm / T- 800 mm
<b>End counter</b>	B 6000 E[.]F IN	B 6000 E[.]9 IN	0- 1000 mm / 2- 1200 mm
<b>Single counter</b>	B 6000 S[.]F IN	B 6000 S[.]9 IN	4- 1400 mm / 6- 1600 mm
<b>Counter front</b>	B 604[-.] 0[.]F IN	B 604[-.] 0[.]9 IN	[.] Type
<b>Book tray for wooden front</b>		B 6010 0[.]0 IN	0- wooden front / 3- acrylic front
<b>Counter base</b>	B 6900 00F IN	B 6900 009 IN	1 each fitting edge

Counter planning seen from left to right while seated.

SchulzLabelingService upon request



2 x rectangular counter in combination with folder cabinet; see page 14

# Corner Counter

## True comfort and more freedom of move

The monitor is a central part of the booking counter. A monitor arm definitely improves the required functions at the counter. You will have more freedom to work and will gain space on the working top. The monitor is easily adjustable and can also be turned towards the client.

A special drilling for the cable conduct will be made to ensure a reliable installation. Thereby all cables will run under the counter top, and if required, the monitor arm can also be removed and exchanged against our standard cable conduct outlet.

**Timo Mildenberger, product development**

In combination with the corner counter we create an appealing angle-shaped system. There is no optical interruption of the front, and the integral design with the continuous frame will be kept.  
For combination with rectangular counter, advisory counter.

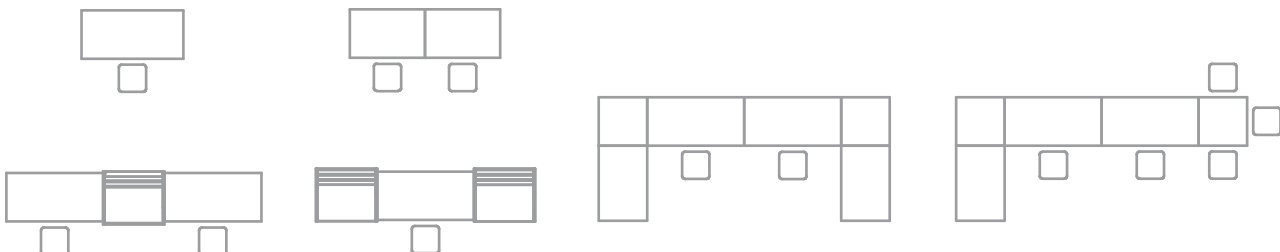
Order No.	Seating 740 mm	Standing 1000 mm
<b>Corner counter</b>	B 6600 MTF IN	B 6600 MT9 IN
<b>Wooden front</b>	B 6640 OTF IN	B 6640 OT9 IN
<b>Counter base</b>	B 6900 00F IN	B 6900 009 IN 1 each fitting edge

Counter planning seen from left to right while seated.


SchulzLabelingService upon request



### Combination examples



# Circle Segment Counter



DESIGN HARTMUT MICHALKE

## 90° Circle Segment Counter

You are looking for an angle-shaped counter in L-shape and want to use the corner space between the two sides for a complete and ergonomic workstation? This is the perfect application for the 90° circle segment and its qualities! Also in combination with other circle segment counters, rectangular counters, advisory counters, lift counters and cabinet modules.

Combining different heights for seating and standing is possible with our step counter from page 11



Order No.	Seating 740 mm	Standing 1000 mm	
<b>Basic counter</b>	B 6100 A[.]F IN	B 6100 A[.]9 IN	[.] Angle and Width
<b>Middle counter</b>	B 6100 M[.]F IN	B 6100 M[.]9 IN	9- 90°, B ca. 1850 mm
<b>End counter</b>	B 6100 E[.]F IN	B 6100 E[.]9 IN	4- 45°, B ca. 1830 mm
<b>Single counter</b>	B 6100 S[.]F IN	B 6100 S[.]9 IN	
<b>Counter front</b>	B 614 0[-] 0[.]F IN	B 614[-] 0[.]9 IN	[-] Type
<b>Book tray for wooden front</b>		B 6110 0[.]0 IN	0- wooden front / 3- acrylic front
<b>Counter base</b>	B 6900 00F IN	B 6900 009 IN	1 each fitting edge

Counter planning seen from left to right while seated.

SchulzLabelingService upon request

## 45° Circle Segment Counter

Make a profit from the verve of your furniture. The 45° circle segments can be easily combined and each offers a spacious workplace, but they can additionally be supplemented by rectangular counters, advisory counters, lift counters and cabinet modules. Adding several elements in a row creates a large, bent arc which will put a remarkable, formal emphasis even in large rooms. Combining different heights for seating and standing is possible with our step counter from page 11.

# Advisory Counter

Your focus on advice requires people which exude openness and who show communicative skills. Also does this apply for furniture. Our advisory counter enlarges your work area by a short table element. This will support you when inviting to small discussion groups and will convey the visual impression that you are deeply involved in your users' questions and wishes.



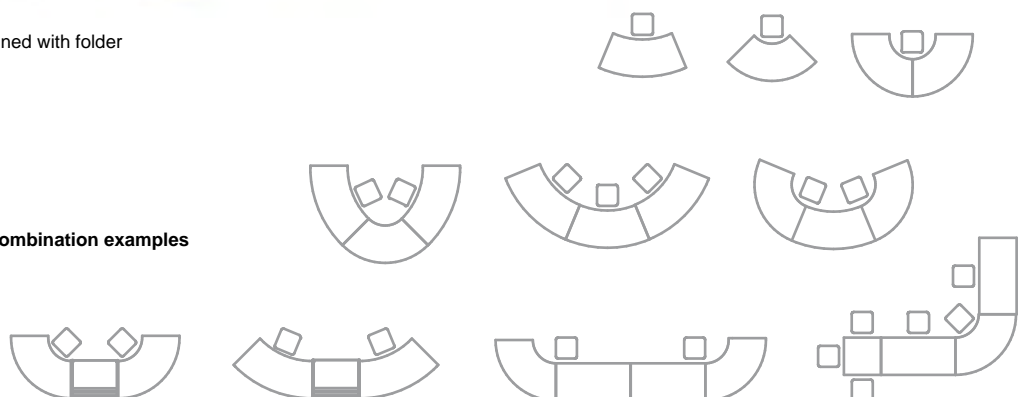
Order No.	Seating 740 mm	Standing 1000 mm	
Basic advis.counter	B 6550 ATF IN	B 6550 AT9 IN	Width 800 mm
End advis.counter	B 6550 ETF IN	B 6550 ET9 IN	Width 800 mm
Counter front	B 6551 OTF IN	B 6551 OT9 IN	
Counter base	B 6900 00F IN	B 6900 009 IN	1 each fitting edge

Counter planning seen from left to right while seated.



2 x 45° circle segment counter combined with folder cabinet; see page 14

Combination examples



# Lift Counter

Changing from seating to standing while your work is good for your health. Both ways have their advantages: We are comfortable and concentrated while sitting. Standing discharges our back, we are at eye level with our customers, keep eye contact and are much flexible to move in physical work and when handling books.

With our electro-driven lift counter and its continuous height adjustment, it is now up to you to decide how you want to work and to simply push the button for the desired height between 680 mm and 1180 mm. Even if you decided for a complete standing counter, our lift counter modules will give you the advantage to adjust the individual working height for each workstation separately. This will also apply for a counter at seating height.

Besides all these general ergonomic features, our lift counter is particularly distinguished by its very safe and customer-oriented functional design.

It comes as a double construction with a closed, height-adjustable body which is framed by a second ground-touching enclosure and thereby excludes possible safety risks such as squashes or bruises in a reliable manner.

A customer-oriented attachment which is integrated into the module can be used as bag tray or as prominent presentation for folders and media.



**Order No.**                      **Seating 740 mm**

<b>Single counter</b> (no picture)	<b>B 6800</b> S[.]0 IN	[.] Width 0- 1000 mm / 2- 1200 mm 4- 1400 mm / 6- 1600 mm
<b>Counter front</b>	<b>B 6801</b> 0[.]0 IN	

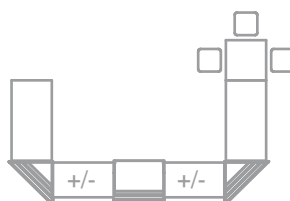
Counter planning seen from left to right while seated. Set-ups for combination with cabinet modules, lift counters, middle panels for step counters, or special drillings for cable conducts in accordance with planning aid INFORM.

**Schulz**LabelingService upon request



2 x lift counter in combination with folder cabinet; see page 15

### Combination examples



# Step Counter

Why not vary your working heights? INFORM offers the possibility of combining seated and standing work in one counter system. Through this change option, these variations offer a standard seated workplace on the one hand and on the other, the employee will be at eye level with the user while booking or advising.

**Order No.** **Standing 1000 mm**

**Middlepanel**

Left Seating height, right Standing **B 6300 MF9 IN**  
 Left Standing, right Seating height **B 6300 M9F IN**

Counter planning seen from left to right while seated



Presentation Cabinet see page 14

DESIGN HARTMUT MICHALKE

**Counter Top Part**

When you are interested in concentrated work and where the handling of media is secondary, a counter top part is the perfect and sensible supplement to a rectangular counter. The top part was designed for single use as well as for additions. An additional height of 260 mm adds up to a standing counter height of 1000 mm. This is the perfect way of connecting counter top parts on seating counters to standing counters (see pic.). Wood veneered/plastic coated, H 260 mm, D 300 mm **1 2 3**

**Order No.**

<b>Basic counter top part</b>	<b>B 6020 A[.]0 IN</b>	[.] Width
<b>Middle counter top part</b>	<b>B 6020 M[.]0 IN</b>	A- 600 mm / T- 800 mm
<b>End counter top part</b>	<b>B 6020 E[.]0 IN</b>	0- 1000 mm / 2- 1200 mm
<b>Single counter top part</b>	<b>B 6020 S[.]0 IN</b>	4- 1400 mm / 6- 1600 mm

**Top part front** **B 6030 O[.]0 IN**  
 Veneered wood/plastic coated **1 2 3**

Counter planning seen from left to right while seated.





## Variable Furnishings

### Counter Screen

A screen structures the counter, shows you where to go and can also hide cables. The picture shows a width of 600 mm, but there are also larger screens available which have more effect and offer a larger labeling area. The screens can be individually attached to the wooden fronts of rectangular counters, but cannot be combined with bag trays. **SchulzLabelingService** upon request, H 430 mm.

Veneered wood/  
Plastic coated 1 2 3

#### Order No.

B 6950 0[.]0 IN [.] Width

A- 600 mm / T- 800 mm

Acrylic, Frost white glazed

B 6951 0[.]0 IN

0- 1000 mm / 2- 1200 mm

### Counter Top Part with Screen

Comparable to the counter screen, the counter top part also structures the counter system and points directly to the point of contact. Additionally this practical solution offers a surface at standing height where you can make notes. And here is one essential advantage for those who like experiments: this counter top part will be fixed to the counter by double-sided tape and can be varied individually later.

The picture shows a width of 600 mm, but there are also larger screens available which have more effect and offer a larger labeling area. The screens can be individually attached to the wooden fronts of rectangular counters, but cannot be combined with bag trays. Veneered wood/plastic coated, 1 2 3

**SchulzLabelingService** upon request, H 490 mm, insert height 235 mm.

#### Order No.

B 6920 0[.]0 IN [.] Width

A- 600 mm / T- 800 mm

0- 1000 mm / 2- 1200 mm

4- 1400 mm / 6- 1600 mm



### Counter Top Part with Bag Tray

One top part – three functions: screen, top part, bag tray!

The presented width of 1000 mm is variable. Using wider or smaller top parts will create totally different effects. The counter top part with bag tray can be individually attached to the fronts of rectangular counters. It will be firmly screwed to the counter board and cannot be combined with front bag trays.

Veneered wood/plastic coated, 1 2 3

**SchulzLabelingService** upon request, H 490 mm, insert height 235 mm.

#### Order No.

B 6921 0[.]0 IN [.] Width

A- 600 mm / T- 800 mm

0- 1000 mm / 2- 1200 mm

4- 1400 mm / 6- 1600 mm



### Decorative Boards

For the individual design of your counter front, INFORM offers decorative boards which can be randomly applied to the wooden fronts of rectangular or corner counters. This is also an easy way for retrofit labelling or attaching colour accents.

Veneered wood/plastic coated, 1 2 3

**SchulzLabelingService** upon request

#### Deco Board

#### Order No.

#### High

B 6955 00F IN B 600 mm, H 596 mm for Seating height 740 mm

B 6955 009 IN B 600 mm, H 856 mm for Standing height 1000 mm

#### Narrow

B 6956 0[.]0 IN [.] Width, H 190 mm

A- 600 mm / T- 800 mm

0- 1000 mm / 2- 1200 mm

4- 1400 mm / 6- 1600 mm

## Individuality

### Image Fronts

Large areas provide diverse design options. Use the fronts of your new counter system as screen for your ideas. INFORM gives you the opportunity to design all wooden fronts in accordance with your individual pattern desires. This may be a picture, or graphics, or also text. Additional costs for a solid graphic, excluding the counter front.

### Additional price for full-screen image, excluding the counter front

Order No.	Seating 740 mm	Standing 1000 mm	
Rectang. counter front	B 6042 0[.]F IN	B 6042 0[.]9 IN	[.] Width A- 600 mm / T- 800 mm 0- 1000 mm / 2- 1200 mm 4- 1400 mm / 6- 1600 mm
Corner counter front	B 6642 0TF IN	B 6642 0T9 IN	
Circle segment Counter front	B 6142 0[.]F IN	B 6142 0[.]9 IN	[.] Angle and width 9- 90°, B ca. 1850 mm 4- 45°, B ca. 1830 mm



### Design by Labeling!

Small cause – large effect. Put your logo onto the counter front or counter side and lend your individual expression to your complete furniture. This makes one piece of furniture a part of the whole. Is there a better place for your message?

SchulzLabelingService upon request



### Acrylic Fronts

Closed but yet transparent, this is the impression of the glazed acrylic fronts of the system counter INFORM. You can choose from four standard colours in combination with possible shelf side covers of the same colour.



Frost white  
0046



Arctic blue  
0047



Kiwi green  
0051



Chili red  
0048

### Acrylic Fronts – Background Lights

Acrylic fronts are a game with light. For the correct effect, we offer you lamp sets for background lights. Important functions behind the counter such as the insertion of office containers remain untouched. All lamps are including cables and plug.



### Rectang. counter

800 mm  
1000 mm  
1200 mm  
1400 mm  
1600 mm

### Order No.

B 6050 0T0 1x T5 14 W, W 595 mm  
B 6050 000 1x T5 21 W, W 895 mm  
B 6050 020 1x T5 21 W, W 895 mm  
B 6050 040 1x T5 28 W, W 1195mm  
B 6050 060 1x T5 35 W, W 1495 mm

### Circle segment counter

90°  
45°

B 6150 090 2x T5 14 W, W 595 mm  
B 6150 040 2x T5 14 W, W 595 mm

**Folder Cabinet**

Here is our combination-friendly module with double function. A stage to the front, a cabinet at the back! It has insert shelves at the front which provide perfect hold for loose folders, but also books or DVDs can be placed there. The cabinet structures the counter and offers practical additional surface while standing. The cabinets come with different heights and widths and can be directly integrated into rectangular counters, circle segment counters and lift counters. The body is open to the back or can be equipped with lockable doors. Veneered wood/plastic coated. **1 2 3**  
Usable depth 580 mm, total depth 875 mm



Order No.	Seating 870 mm incl. 1 additional shelf board	Standing 1130 mm incl. 2 additional shelf boards
Width 758 mm Door set 758 mm	B 3530 0S0 IN B 3540 0S0 IN	B 3535 0S0 IN B 3545 0S0 IN
Width 908 mm Door set 908 mm	B 3530 0U0 IN B 3540 0U0 IN	B 3535 0U0 IN B 3545 0U0 IN
Width 1008 mm Door set 1008 mm	B 3530 0W0 IN B 3540 0W0 IN	B 3535 0W0 IN B 3545 0W0 IN

For exact types and combination with counter modules, please see planning aid INFORM.

**AV Media Folder Cabinet**

Same description as the folder cabinet, but with proven drawer structure on telescopic rails; designed for variable organization of different AV media by mobile dividers. Lockable and with drawer stop which prevent tilting when several drawers are open at the same time. Body from veneered wood/plastic coated, **1 2 3**  
W 865 mm, D 894 mm



Order No.	Order No.
Seating 895 mm incl. 4 drawers B 3514 0U0 IN	Standing 1130 mm incl. 5 drawers B 3515 0U0 IN

For exact types and combination with counter modules, please see planning aid INFORM.

**Drawer Equipment for AV Media Cabinet**

For a variable organization of the drawer with four mobile dividers, grooved rubber mat and two separating bars from stainless steel for approx. 200 CDs with standard cover or approx. 1000 CDs with protection sleeve. Metal dividers, silver lacquered. H 80 mm

Order No.	Order No.
B 3516 0U0 IN	1 set for 1 drawer
B 3517 000 IN	1 ea. additional divider

**Presentation Cabinet**

Do you prefer presentation options at the front or would you rather like storage space at the back? Our presentation cabinet offers you both. The front-side shelf boards are flexible in adjustment as with the RATIO shelves, and can also be slanted for presenting your new acquisitions. DVDs, too, can be placed in the multimedia tub or multimedia manger. The cabinets with different heights and widths are ready for direct integration into rectangular counters, circle segment counters and lift counters. The body is open at the back and can be additionally equipped with lockable doors. Veneered wood/plastic coated. **1 2 3**  
Total depth 875 mm, usable depth 580 mm. Shelf boards and other accessories D 250 mm can be chosen from the RATIO product planner.



Order No.	Seating 870 mm incl. 1 additional shelf board	Standing 1130 mm incl. 2 additional shelf board
Width 758 mm Door set 758 mm	B 3520 0S0 IN B 3540 0S0 IN	B 3525 0S0 IN B 3545 0S0 IN
Width 908 mm Door set 908 mm	B 3520 0U0 IN B 3540 0U0 IN	B 3525 0U0 IN B 3545 0U0 IN
Width 1008 mm Door set 1008 mm	B 3520 0W0 IN B 3540 0W0 IN	B 3525 0W0 IN B 3545 0W0 IN

For exact types and combination with counter modules, please see planning aid INFORM.

# Presentation

The system counter INFORM is informative: not only through friendly personnel, but also with the help of integrated presentation modules. Folder cabinets enable an organized presentation of event tips. Presentation cabinets show your newest acquisitions, whether books or digital media.

## Folder Corner Cabinet

A slender corner solution with a presentation function towards the customer. The front-side shelves provide perfect hold for loose folders, but also books or DVDs can be placed there. Above that the cabinet structures your counter and offers space for p.e. book stands (see page 59) at standing height.

The cabinets are ready for direct integration into all system parts of INFORM.

Veneered wood/plastic coated. **1 2 3**

Side width each 875 mm, width towards customer approx. 1200 mm

### Order No.

Seating 870 mm  
B 3550 090 IN

### Order No.

Standing 1130 mm  
B 3555 090 IN

For exact types and combination with counter modules, please see planning aid INFORM



## Showtime!

We believe in the future of libraries as a place of encounters. Also books will continue to play an important role there. New books have to stand out – that's what makes a library. And of course, the perfect place would be near the booking counter. Why not directly on the counter? And your users are curious to learn in your library what goes on in their town and country. Show it by using the integrated folder cabinets of INFORM. And the best about it: space which you use for presentation towards the front is available as additional storage space or work area at the back.

**Hartmut Michalke, product management**

## Book Trolley Garage

Clear up behind your counter and give your book trolley its own parking space. You will not even lose space when applying the double function with additional media presentation towards the customer.

The front-side shelf boards are flexible in adjustment as with the RATIO shelves, and can also be slanted for presenting your new acquisitions. DVDs, too, can be placed in the multimedia tub or multimedia manger.

Our book trolley garage can be directly combined with rectangular counters, circle segment counters and lift counters. The body is open at the back for parking a book trolley. Insert height max. W 920 mm, D 585 mm, H 1080 mm. Veneered wood/plastic coated. **1 2 3**

Total depth 875 mm, usable depth in cabinet 580 mm. Shelf boards and other accessories D 250 mm can be chosen from the RATIO product planner.

### Order No.

Standing 1130 mm

Width 1008 mm B 3565 0W0 IN Presentationfront (see pic.)

Width 1008 mm B 3575 0W0 IN Folderfront (see Folder Cabinet)

Individual book trolley, see CLASSIC-LINE page 92

For exact types and combination with counter modules, please see planning aid INFORM



# Organization Container

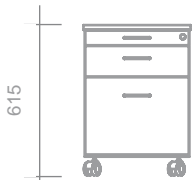
## Organization Container

Our organization container has wheels with stops at the front and can be used at many different workstations. Depending on the required height units (1 HU = 64 mm), We offer form inserts, hanging files, drawer dividers for the drawers.

Veneered wood/plastic coated. **1 2 3**

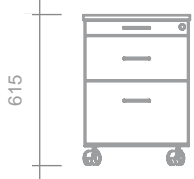


Depth 585 mm



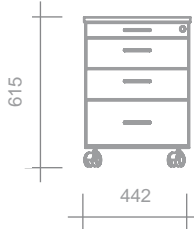
With office supplies drawer, 1 drawer 2 HU, 1 drawer 5 HU with full drawer. Frame for hanging files, metal black

**Order No.** Full drawer 100%  
B 7880 025 XX



With office supplies drawer, 1 drawer 3 HU, 1 drawer 4 HU, metal black.

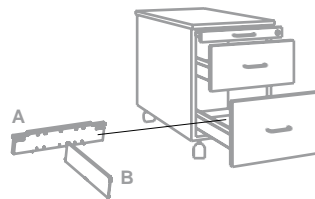
**Order No.** Full drawer 100%  
B 7880 034 XX



With office supplies drawer, 1 drawer 2 HU, 1 drawer 2 HU, 1 drawer 3 HU, metal black

**Order No.** Full drawer 100%  
B 7880 223 XX

## Accessories



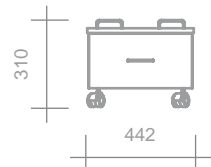
**Drawer Cross Divider A**  
Metal, (min. 2 HU)

**Order No.** B 7857 000 XX

**Drawer Longitudinal Divider B**  
Metal, (min. 2 HU)

**Order No.** B 7858 000 XX

Depth 585 mm



## Printer Container

This low and rollable container with paper shelf and board for printer distinguishes itself by ideal space usage. Two guiding handles on the top make handling absolutely easy. Veneered wood/plastic coated. **1 2 3**

**Order No.** B 7844 000 XX



## Computer Console

Consoles can be placed randomly under the table top to allow an ergonomic accommodation with a fast access to the individual computer.

Lacquered metal. ●  
W 220 mm, D 500 mm, H 520 mm

**Order No.** B 8650 010 XX

## Functional Accessories

### Monitor Arm

The monitor is a central part of the booking counter.

A monitor arm definitely improves the required functions at the counter. You will have more freedom to work and will gain space on the working top. The monitor is easily adjustable and can also be turned towards the client.

A special drilling for the cable conduct will be made to ensure a reliable installation. Thereby all cables will run under the counter top, and if required, the monitor arm can also be removed and exchanged against our standard cable conduct outlet.

**Order No.** B 5610 000 XX

Cable conduct drilling according to planning aid INFORM




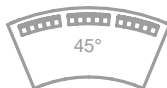

### Cable Channel

Can be randomly installed under table top. Offers sufficient room, also for multiple sockets.

Lacquered metal, silver grey, W 495 mm, D 90 mm, H 70 mm

**Order No.** B 6710 000 XX 1 ea., required quantity see examples

### Accessory examples cable channel



### Cable Conduct

A two-part outlet with ring and removable lid leads the way to the cable conduct under the table top. Cable conduct drilling as requested in accordance with planning aid INFORM

Cover	Order No.
Plastic oyster white	B 6701 000 XX
Plastic black	B 6701 00S XX
Plastic silver	B 6701 00W XX
Metal stainless steel effect	B 6701 00E XX (see pic.)

